

STARK BROADENING DATA FOR  
SPECTRAL LINES OF RARE-EARTH  
ELEMENTS: EXAMPLE OF  
Tb II, Tb III and Tb IV

Milan S. Dimitrijević

Astronomical Observatory, Belgrade, Serbia



H																	He
Li	Be											B	C	N	O	F	Ne
Na	Mg											Al	Si	P	S	Cl	Ar
K	Ca	Sc	Ti	V	Cr	Mn	Fe	Co	Ni	Cu	Zn	Ga	Ge	As	Se	Br	Kr
Rb	Sr	Y	Zr	Nb	Mo	Tc	Ru	Rh	Pd	Ag	Cd	In	Sn	Sb	Te	I	Xe
Cs	Ba	La	Hf	Ta	W	Re	Os	Ir	Pt	Au	Hg	Tl	Pb	Bi	Po	At	Rn
Fr	Ra	Ac															
			Ce	Pr	Nd	Pm	Sm	Eu	Gd	Tb	Dy	Ho	Er	Tm	Yb	Lu	
			Th	Pa	U	Np	Pu	Am	Cm	Bk	Cf	Es	Fm	Md	No	Lr	

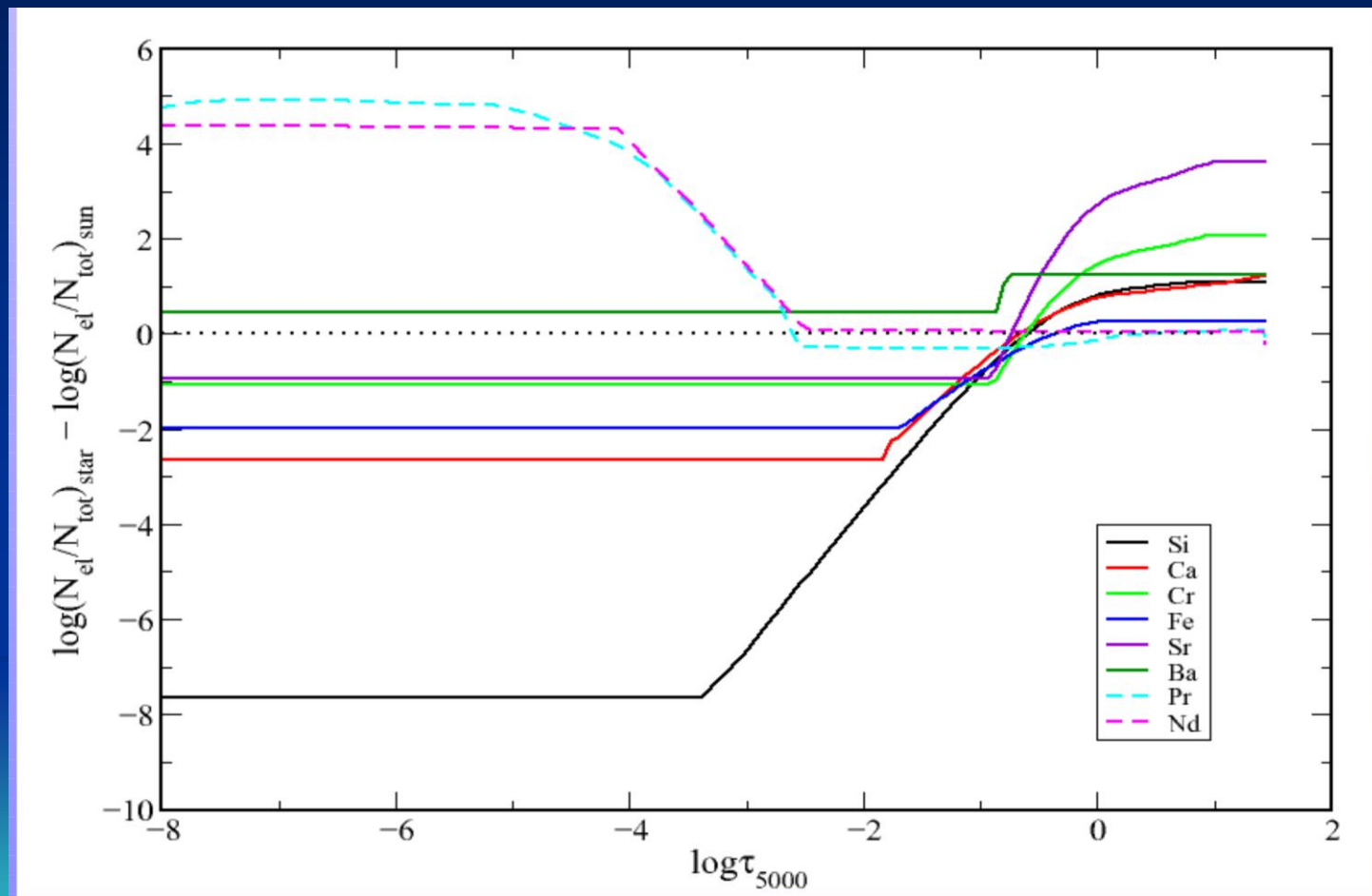


The spectrum of HD 101065 may be the most unusual of all stellar spectra. Its discoverer, the Polish-Australian astronomer, Antoni Przybylski, described the object in a letter to Nature in 1961 as "A G0 Star with High Metal Content."

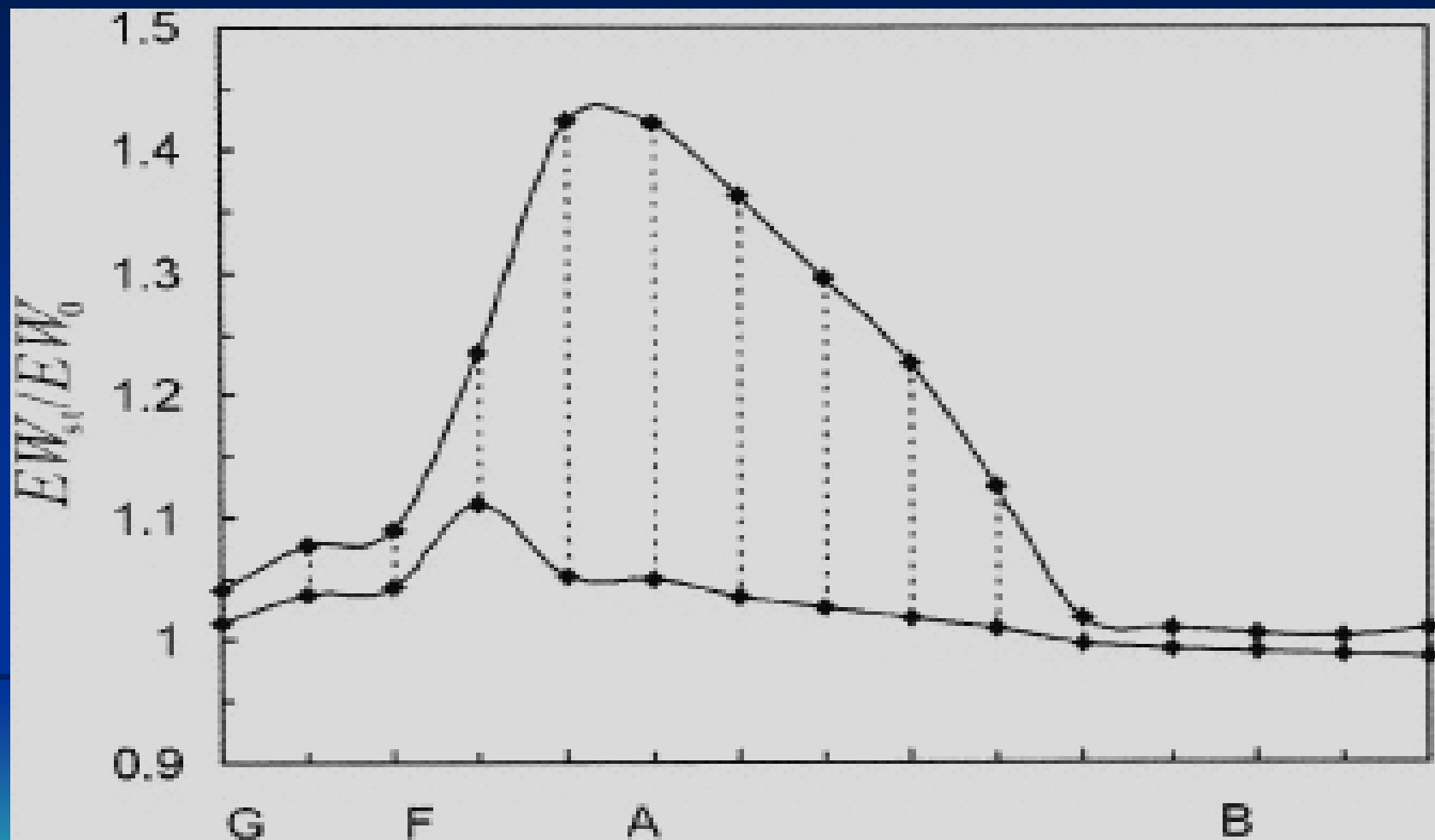
Tc and Pm identification by Cowley et al (2004) in Przybylski's star and HD 965



# Element distribution in a typical cool Ap star HD 24712 – T. Ryabchikova

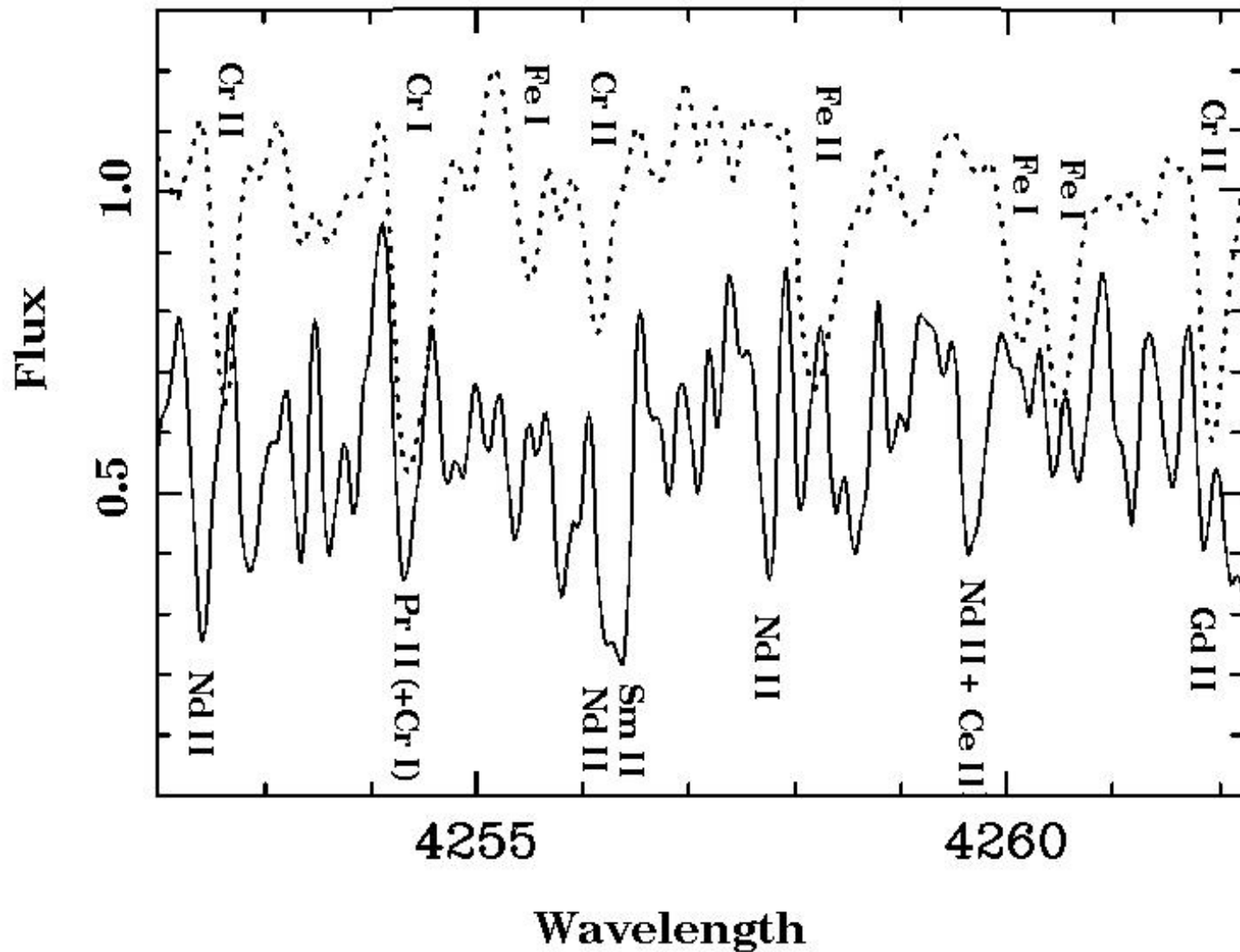


Maximal (upper line) and minimal (lower line) of the ratio of equivalent widths for different stellar types. Maximal and minimal value of  $EW_{St}/EW_0$  are given for 38 considered Nd II lines.

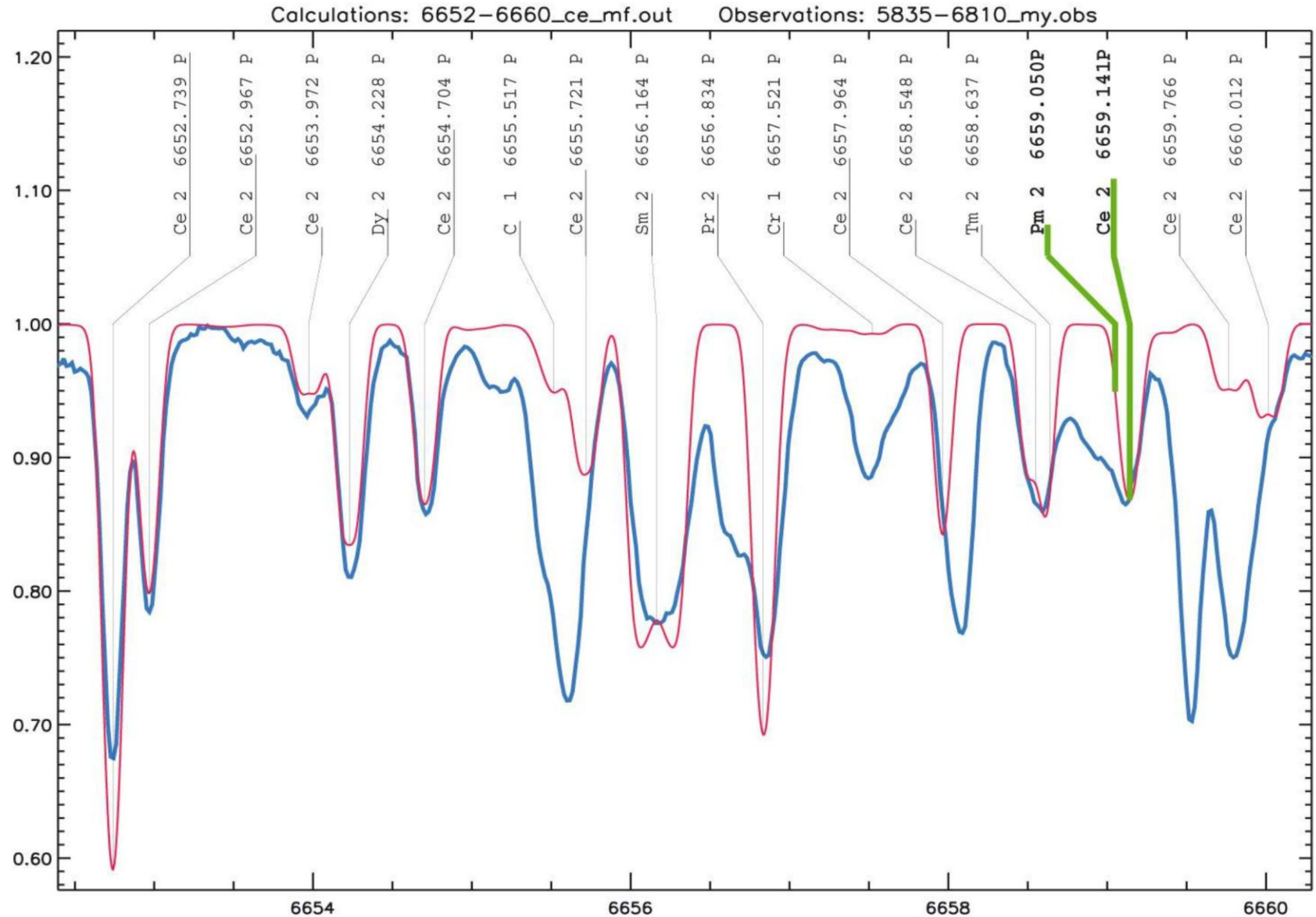


- THE ASTROPHYSICAL JOURNAL SUPPLEMENT SERIES, 135:109-114, 2001
- *STARK BROADENING EFFECT IN STELLAR ATMOSPHERES: Nd II LINES*
- L. C. POPOVIC, S. SIMIC,
- N. MILOVANOVIC, M. S. DIMITRIJEVIC

$\beta$  CrB (dotted) Przybylski's Star (solid)



# T. Ryabchikova



T. Ryabchikova: From 13700 classified Ce II lines in 3000-10000Å region about 10000 lines are present in the spectrum of Przybylski's star with intensities higher than 5%.

All known Nd II (1284), Sm II (1327), Gd II (890) are present with intensities more than 20%

Pr III has about 1000 classified lines and 300 are measured in PS



# The 1957 milestone

# REVIEWS OF MODERN PHYSICS

ME 29, NUMBER 4

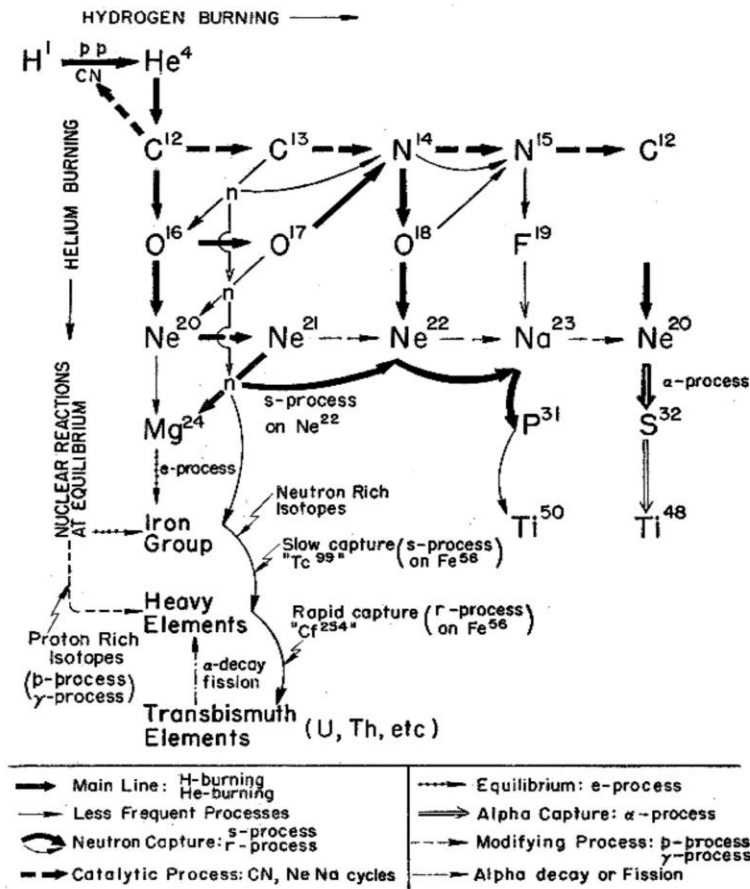
OCTOBER,

## Synthesis of the Elements in Stars\*

E. MARGARET BURBIDGE, G. R. BURBIDGE, WILLIAM A. FOWLER, AND F. HOYLE

*Kellogg Radiation Laboratory, California Institute of Technology, and  
Mount Wilson and Palomar Observatories, Carnegie Institution of Washington,  
California Institute of Technology, Pasadena, California*

"It is the stars, The stars above us, govern our conditions";  
(*King Lear*, Act IV, Scene 3)



## B<sup>2</sup>FH – 1957

- **Hydrogen burning**: responsible for most energy production in stars – all cycles synthesizing He from H + isotopes of C,N,O,F,Ne and Na (not produced in He+ $\alpha$ )
- **Helium burning**: responsible for synthesis of C from He + production of O<sup>16</sup>, Ne<sup>20</sup> and maybe Mg<sup>24</sup> with extra  $\alpha$ -s
- The  **$\alpha$  process**: adding  $\alpha$  particles to Ne<sup>20</sup> to form Mg<sup>24</sup>, Si<sup>28</sup>, S<sup>32</sup>, A<sup>36</sup>, Ca<sup>40</sup> (and probably Ca<sup>44</sup> and Ti<sup>48</sup>)
- The **e process**: the equilibrium process (very high T and  $\rho$ ) makes the iron-group (V,Cr,Mn,Fe,Co,Ni)
- The **s process**: n-capture with emission of (n, $\gamma$ ) on a long timescale (100yrs-10<sup>5</sup>yrs/n-capture); 23<A<46 + good fraction of 63<A<209; abundance peaks at A=90,138,208
- The **r process**: n-capture on short timescales (0.01-10s); large fraction 70<A<209 + U,Th + some light isotopes; abundance peaks at A=80,130,194
- The **p process**: p-capture with emission of (p, $\gamma$ ) or ( $\gamma$ ,n); responsible for p-rich isotopes, with very low abundances

# Stellar nucleosynthesis: a recap

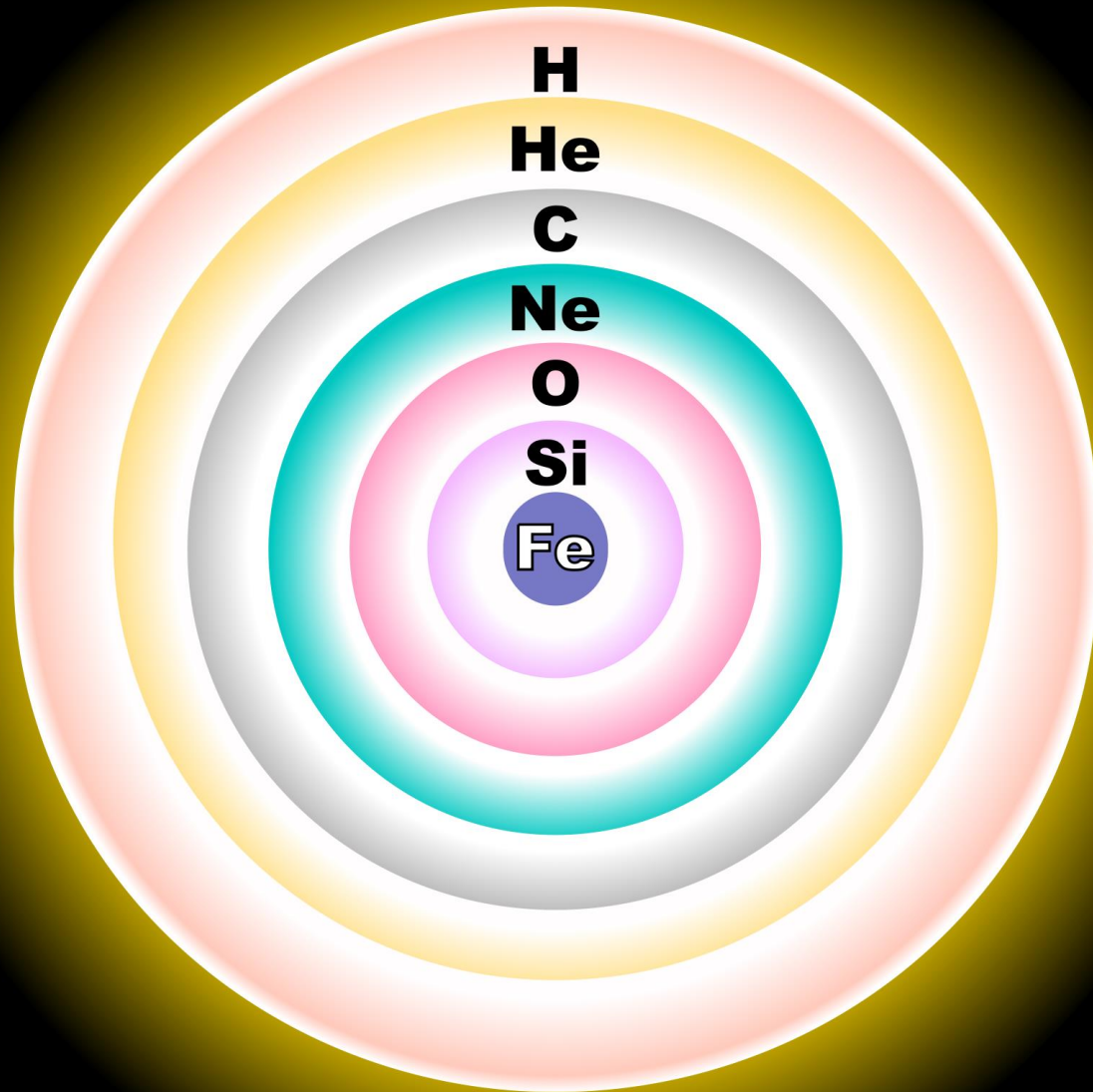
Fuel	Main Product	Secondary Product	T (10 <sup>9</sup> K)	Time (yr)	Main Reaction
H	He	<sup>14</sup> N	0.02	10 <sup>7</sup>	<sup>CNO</sup> 4 H → <sup>4</sup> He
He	O, C	<sup>18</sup> O, <sup>22</sup> Ne s-process	0.2	10 <sup>6</sup>	3 He <sup>4</sup> → <sup>12</sup> C <sup>12</sup> C(α,γ) <sup>16</sup> O
C	Ne, Mg	Na	0.8	10 <sup>3</sup>	<sup>12</sup> C + <sup>12</sup> C
Ne	O, Mg	Al, P	1.5	3	<sup>20</sup> Ne(γ,α) <sup>16</sup> O <sup>20</sup> Ne(α,γ) <sup>24</sup> Mg
O	Si, S	Cl, Ar, K, Ca	2.0	0.8	<sup>16</sup> O + <sup>16</sup> O
Si, S	Fe	Ti, V, Cr, Mn, Co, Ni	3.5	0.02	<sup>28</sup> Si(γ,α)...

Source: Alex Heger

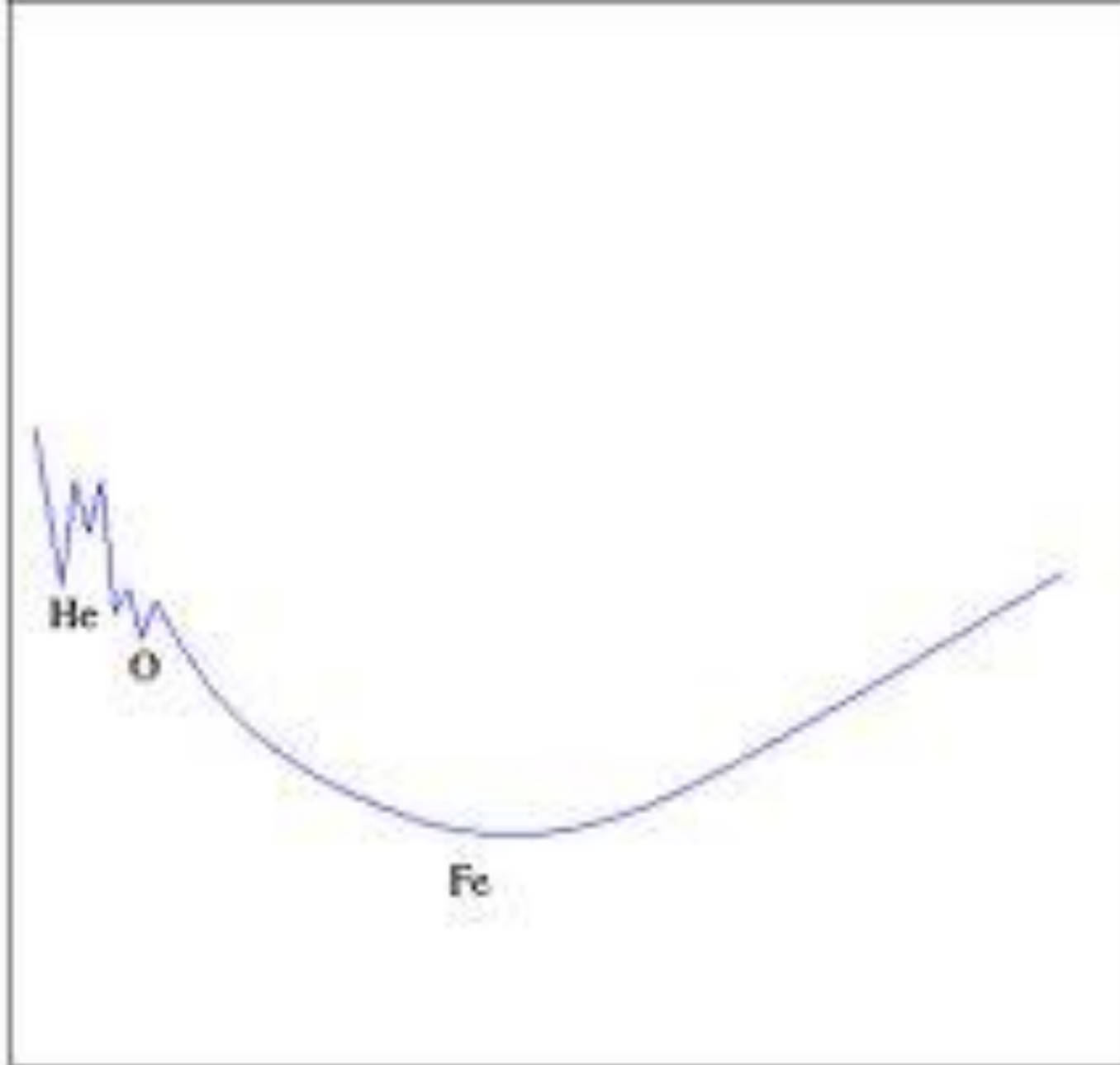
Not all stars undergo the complete sequence → mass!

Only massive stars go straight up to the end.

M/M <sub>sun</sub>	Fuel	Products	T/10 <sup>8</sup> K
0.08	H	He	0.2
1.0	He	C, O	2 <b>AGB</b>
1.4	C	O, Ne, Na	8
5	Ne	O, Mg	15
10	O	Mg ... S	20
20	Si	Fe ...	30
>8	SNe	All!	



POTENTIAL ENERGY / NUCLEON



ATOMIC NUMBER



# Pm I and Pm III

Primary data source Query NIST Bibliographic Database for Pm I  
[Martin et al. 1978](#) | [Literature on Pm I Energy Levels](#)

Configuration	Term	J	Level (cm <sup>-1</sup> )	Unc (cm <sup>-1</sup> )		
4f <sup>6</sup> 6s <sup>2</sup>	6H°	5/2	0.00			
		7/2	803.82			
		9/2	1 748.78			
		11/2	2 797.10			
		13/2	3 919.03			
		15/2	5 089.79			
4f <sup>6</sup> 6s <sup>2</sup>	6F°	1/2	5 249.48			
		3/2	5 460.50			
		5/2	5 872.84			
		7/2	6 562.86			
		9/2	7 497.99			
		11/2	8 609.21			
				7/2	17 104.72	
				3/2	20 006.04	
				7/2	20 157.85	
				5/2	20 265.98	

NIST NIST ASD Levels Output

← → ↻ 🔒 <https://physics.nist.gov/cgi-bin/ASD/energy1.pl?encodedlist=XXT2&de=0&spectr>

**ASD** DATA \_\_\_\_\_ INFORMATION \_\_\_\_\_  
 LINES LEVELS List of SPECTRA GROUND STATES & IONIZATION ENERGIES Bibliography Help

## NIST Atomic Spectra Database Levels Data

Pm III 2 Levels Found  
 Z = 61, Pr isoelectronic sequence

Data on Landé factors and level compositions are not available for this ion in ASD

Primary data source Query NIST Bibliographic Database for Pm III (new window)  
[Literature on Pm III Energy Levels](#)

Configuration	Term	J	Level (cm <sup>-1</sup> )	Uncertainty (cm <sup>-1</sup> )	Reference
4f <sup>6</sup> 5s <sup>2</sup> 5p <sup>6</sup>	6H°	5/2	0	10	L3974,L3420
Pm IV (4f <sup>6</sup> 5s <sup>2</sup> 5p <sup>6</sup> 5f <sub>4</sub> )	Limit	---	[181 000]	650	L19883c180

If you did not find the data you need, please [inform the ASD Team](#).

**ASD** DATA \_\_\_\_\_ INFORMATION \_\_\_\_\_  
 LINES LEVELS List of SPECTRA GROUND STATES & IONIZATION ENERGIES Bibliography Help

NIST NIST ASD Levels Output

https://physics.nist.gov/cgi-bin/ASD/energy1.pl?encodedlist=XXT2&de=0&spec

**ASD** DATA INFORMATION  
 LINES LEVELS List of Spectra Ground States & Ionization Energies Bibliography Help

### NIST Atomic Spectra Database Levels Data

Tb V 2 Levels Found  
 Z = 65, Pm isoelectronic sequence

Data on Landé factors and level compositions are not available for this ion in ASD

Primary data source [Query NIST Bibliographic Database for Tb V \(new window\)](#)  
[Literature on Tb V Energy Levels](#)

Configuration	Term	J	Level (cm <sup>-1</sup> )	Uncertainty (cm <sup>-1</sup> )	Reference
4f <sup>7</sup> 5s <sup>2</sup> 5p <sup>6</sup>	<sup>8</sup> S°	7/2	0	10	L4095
Tb VI (4f <sup>7</sup> 5s <sup>2</sup> 5p <sup>6</sup> )	Limit	---	[536 000]	2 500	L4095

If you did not find the data you need, please [inform the ASD Team](#).

**ASD** DATA INFORMATION  
 LINES LEVELS List of Spectra Ground States & Ionization Energies Bibliography Help

**ASD** DATA INFORMATION  
 LINES LEVELS List of Spectra Ground States & Ionization Energies Bibliography Help

### NIST Atomic Spectra Database Levels Data

Tb VI 2 Levels Found  
 Z = 65, Nd isoelectronic sequence

Data on Landé factors and level compositions are not available for this ion in ASD

Primary data source [Query NIST Bibliographic Database for Tb VI \(new window\)](#)  
[Literature on Tb VI Energy Levels](#)

Configuration	Term	J	Level (cm <sup>-1</sup> )	Uncertainty (cm <sup>-1</sup> )	Reference
4f <sup>7</sup> 5s <sup>2</sup> 5p <sup>5</sup>			0	10	L582
Tb VII (4f <sup>8</sup> 5s <sup>2</sup> 5p <sup>3°</sup> )	Limit	---	(729 000)	36 000	L582

If you did not find the data you need, please [inform the ASD Team](#).

**ASD** DATA INFORMATION  
 LINES LEVELS List of Spectra Ground States & Ionization Energies Bibliography Help

## Tb IV 26 Levels Found

Z = 65, Sm isoelectronic sequence

Data on Landé factors are not available for this ion in ASD

Primary data source Query NIST Bibliographic Database

[Martin et al. 1978](#)

[Literature on Tb IV Ener](#)

Configuration	Term	J	Level (cm <sup>-1</sup> )
4f <sup>6</sup>	7F	6	0.0
		5	2 051.6
		4	3 314.2
		3	4 292.3
		2	4 977.9
		1	5 431.8
		0	5 653.8
4f <sup>7</sup> ( <sup>8</sup> S°)5d	9D°	2	51 404.0
		3	51 800.8
		4	52 399.6
		5	53 316.6
		6	54 882.5
4f <sup>7</sup> ( <sup>8</sup> S°)5d	7D°	5	62 680.6
		4	63 281.4
		3	63 746.2

		4	52 399.6
		5	53 316.6
		6	54 882.5
4f <sup>7</sup> ( <sup>8</sup> S°)5d	7D°	5	62 680.6
		4	63 281.4
		3	63 746.2
		2	64 081.4
		1	64 312.2
4f <sup>7</sup> ( <sup>8</sup> S°)6s	9S°	4	84 954.5
4f <sup>7</sup> ( <sup>8</sup> S°)6s	7S°	3	87 573.4
4f <sup>7</sup> ( <sup>8</sup> S° <sub>7/2</sub> )6p <sub>1/2</sub>	(7I <sub>2</sub> , <sup>1</sup> I <sub>2</sub> )	3	127 839.3
		4	128 636.4
4f <sup>7</sup> ( <sup>8</sup> S° <sub>7/2</sub> )6p <sub>3/2</sub>	(7I <sub>2</sub> , <sup>3</sup> I <sub>2</sub> )	5	134 285.2
		4	135 692.7
		3	136 396.2
		2	136 869.2
Tb V (4f <sup>7</sup> 5s <sup>2</sup> 5p <sup>6</sup> 8S° <sub>7/2</sub> )	Limit	---	[317 200]

If you did not find the data you need, please [inform](#)



## STARK WIDTHS OF DOUBLY- AND TRIPLY-IONIZED ATOM LINES†

M. S. DIMITRIJEVIĆ and N. KONJEVIĆ

Institute of Applied Physics, 11001 Beograd, P.O. Box 24, Yugoslavia

(Received 28 March 1980)

**Abstract**—In this paper, we report modifications of well known semiempirical and semiclassical approximation formulas for Stark line-width calculations. Comparisons with experiments for doubly ionized atoms yield, as an average ratio of measured to calculated widths  $1.06 \pm 0.31$  for a modified semiempirical formula and  $0.96 \pm 0.24$  for a modified semiclassical formula. For triply ionized atoms these ratios are  $0.91 \pm 0.42$  and  $1.08 \pm 0.41$ , respectively. Comparison with other theoretical calculations have also been made.

### 1. INTRODUCTION

For evaluation of Stark widths and shifts of non-hydrogenic spectral lines of ionized atoms, various theoretical approaches have been used (see, e.g. Ref. 1). Comprehensive calculations of Stark-broadening parameters of spectral lines emitted by singly ionized atoms from lithium through calcium have been performed by Jones *et al.*;<sup>2</sup> the results are included in Ref. 1. These calculations were based on a generalization of semiclassical methods, as used previously for

$$\begin{aligned}
 \text{WMSE} = N \frac{4\pi \hbar^2}{3c m^2} \left( \frac{2m}{\pi kT} \right)^{1/2} \frac{\lambda^2}{3^{1/2}} \cdot & \left[ \sum_{\ell_i \pm 1} \sum_{L_f J_f} \mathcal{R}_{\ell_i, \ell_i \pm 1}^2 \tilde{g}(\mathbf{x}_{\ell_i, \ell_i \pm 1}) + \sum_{\ell_f \pm 1} \sum_{L_f J_f} \mathcal{R}_{\ell_f, \ell_f \pm 1}^2 \tilde{g}(\mathbf{x}_{\ell_f, \ell_f \pm 1}) \right. \\
 & \left. + \left( \sum_{i'} \mathcal{R}_{ii'}^2 \right)_{\Delta n \neq 0} g(\mathbf{x}_{n_i, n_i + 1}) + \left( \sum_{f'} \mathcal{R}_{ff'}^2 \right)_{\Delta n \neq 0} g(\mathbf{x}_{n_f, n_f + 1}) \right],
 \end{aligned}$$

$$\left( \sum_{k'} \mathcal{R}_{kk'}^2 \right)_{\Delta n \neq 0} = \left( \frac{3n_k^*}{2Z} \right)^2 \frac{1}{9} (n_k^{*2} + 3\ell_k^2 + 3\ell_k + 11)$$

# Simple estimates for Stark broadening of ion lines in stellar plasmas

M. S. Dimitrijević<sup>1</sup> and N. Konjević<sup>2</sup>

<sup>1</sup> Astronomical Observatory, Volgina 7, YU-11050 Beograd, Yugoslavia

<sup>2</sup> Institute of Physics, YU-11001 Beograd, P. O. Box 57, Yugoslavia

Received April 15, accepted August 6, 1986

**Summary.** Simple analytical expressions for estimation of Stark widths and shifts of ionized atom lines have been derived from the low temperature limit of a modified semiempirical formula.

**Key words:** lines: profile – atomic and molecular data

such a situation occurs, considerable simplification of the semi-empirical method occurs (Griem, 1968). The aim of this paper is to obtain in analytical form the low temperature limit of the modified semi-empirical formulae (Dimitrijević and Konjević, 1980; Dimitrijević and Kršljanin, 1986) which can be useful for simple estimates of Stark broadening parameters of singly and multiply charged ion lines in plasmas.

## 1. Introduction

In stellar atmosphere calculations, collisional broadening parameters for a large number of lines of various elements are required

## 2. Theory

Stark widths and shift of isolated ion lines can be calculated e. g.

1987A&A...172..345D

$$X_{jj} = E/|E_j - E_j| \leq 2$$

$$W(\text{\AA}) = 2.2151 \times 10^{-8} \frac{\lambda^2(\text{cm})N(\text{cm}^{-3})}{T^{1/2}(\text{K})} \left(0.9 - \frac{1.1}{Z}\right) \sum_{j=i,f} \left(\frac{3n_j^*}{2Z}\right)^2 (n_j^{*2} - \ell_j^2 - \ell - 1).$$

# C. R. Cowley, Observatory, 1971, 139

$$\Gamma_{\text{Stark}} = 5.5 \times 10^{-5} \frac{n_e}{\sqrt{T}} \left[ \frac{(n_{\text{eff}}^{\text{up}})^2}{z + 1} \right]^2,$$

# Regularities and systematic trends

Regularities within a given spectrum

-Multiplets  $nLJ - n'l'L'J'$

-Supermultiplets  $nL - n'l'L'$

-Transition arrays  $nl - n'l'$

Homologous atoms and ions

Isoelectronic sequences

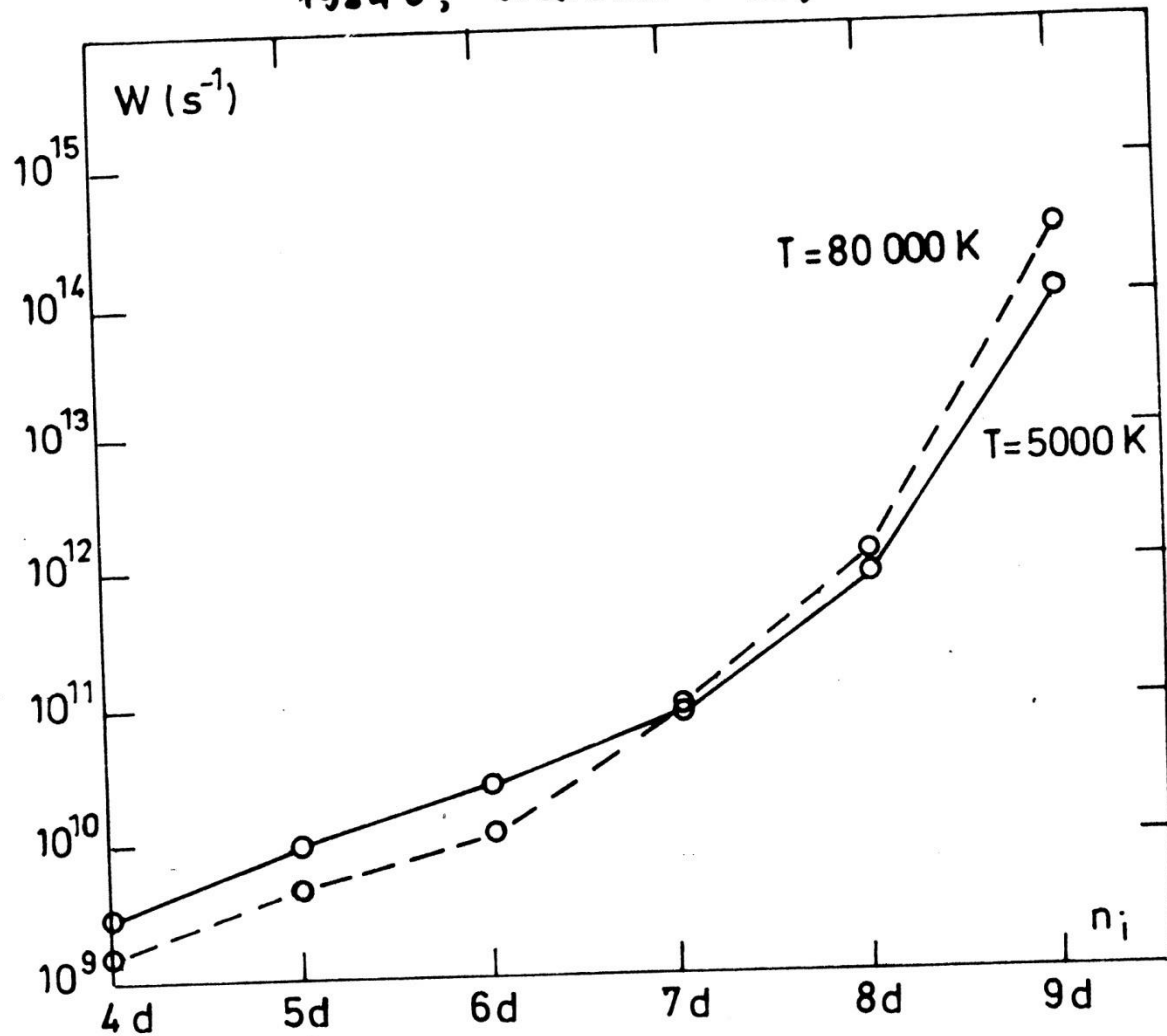
Other: e.g.: Dependence on the ionization potential

Dependence on polarisability of perturber

DIMITRIJEVIĆ, M.S., & SAHAL-BRÉCHOT, S.:

1984a, ASTRON. ASTROPHYS. 136, 289

1984b, J.Q.S.R.T. 31, 301



He I 2p<sup>1</sup>P<sup>o</sup>-nd<sup>1</sup>D

ELECTRON IMPACT WIDTH

TRANSITION	T(K)	W(A)	(3kT/2DE)max
Tb II ( ${}^6\text{H}^{\circ}_{15/2}$ ) $6s_{1/2}(15/2,1/2)$ - ( ${}^6\text{H}^{\circ}_{15/2}$ ) $6p_{1/2}(15/2,1/2)$ 3934.1	5000.	0.393	0.734
	10000.	0.278	1.47
	20000.	0.196	2.94
( ${}^6\text{H}^{\circ}_{15/2}$ ) $6s_{1/2}(15/2,1/2)$ - ( ${}^6\text{H}^{\circ}_{15/2}$ ) $6p_{3/2}(15/2,3/2)$ 3610.5	5000.	0.350	0.556
	10000.	0.247	1.11
	20000.	0.175	2.22
( ${}^6\text{H}^{\circ}_{13/2}$ ) $6s_{1/2}(13/2,1/2)$ - ( ${}^6\text{H}^{\circ}_{13/2}$ ) $6p_{1/2}(13/2,1/2)$ 3938.3	5000.	0.393	0.529
	10000.	0.278	1.06
	20000.	0.196	2.12
( ${}^6\text{H}^{\circ}_{13/2}$ ) $6s_{1/2}(13/2,1/2)$ - ( ${}^6\text{H}^{\circ}_{13/2}$ ) $6p_{3/2}(13/2,3/2)$ 3567.3	5000.	0.344	0.417
	10000.	0.243	0.834
	20000.	0.172	1.67
	40000.	0.122	3.34
( ${}^6\text{H}^{\circ}_{11/2}$ ) $6s_{1/2}(11/2,1/2)$ - ( ${}^6\text{H}^{\circ}_{11/2}$ ) $6p_{1/2}(11/2,1/2)$ 3966.1	5000.	0.397	0.449
	10000.	0.281	0.897
	20000.	0.198	1.79
	40000.	0.140	3.59



# Tb III Stark widths for 88 lines

TRANSITION	T(K)	W(A)	(3kT/2DE)max
Tb III 5d <sup>8</sup> G <sup>o</sup> - 6p <sub>1/2</sub> 2369.9	5000.	0.784E-01	0.215
	10000.	0.554E-01	0.431
	20000.	0.392E-01	0.861
	40000.	0.277E-01	1.72
	80000.	0.196E-01	3.45
Tb III 5d <sup>8</sup> G <sup>o</sup> - 6p <sub>3/2</sub> 2107.6	5000.	0.707E-01	0.177
	10000.	0.500E-01	0.354
	20000.	0.354E-01	0.708
	40000.	0.250E-01	1.42
	80000.	0.177E-01	2.83
Tb III 5d <sup>8</sup> D <sup>o</sup> - 6p <sub>1/2</sub> 2498.1	5000.	0.881E-01	0.215
	10000.	0.623E-01	0.431
	20000.	0.441E-01	0.861
	40000.	0.312E-01	1.72
	80000.	0.220E-01	3.45
Tb III 5d <sup>8</sup> D <sup>o</sup> - 6p <sub>3/2</sub> 2208.4	5000.	0.785E-01	0.177
	10000.	0.555E-01	0.354
	20000.	0.392E-01	0.708
	40000.	0.277E-01	1.42
	80000.	0.196E-01	2.83

TRANSITION	T(K)	W(A)	(3kT/2DE)max
Tb IV $4f^7(^8S^{\circ})5d^3D^{\circ} - 4f^7(^8S^{\circ}_{7/2})6p_{1/2}(7/2,1/2)_3$ 1338.7	5000.	0.275E-01	0.122
	10000.	0.195E-01	0.243
	20000.	0.138E-01	0.486
	40000.	0.974E-02	0.973
	80000.	0.689E-02	1.95
Tb IV $4f^7(^8S^{\circ})5d^3D^{\circ} - 4f^7(^8S^{\circ}_{7/2})6p_{1/2}(7/2,1/2)_4$ 1324.5	5000.	0.273E-01	0.119
	10000.	0.193E-01	0.239
	20000.	0.136E-01	0.477
	40000.	0.964E-02	0.955
	80000.	0.682E-02	1.91
Tb IV $4f^7(^8S^{\circ})5d^3D^{\circ} - 4f^7(^8S^{\circ}_{7/2})6p_{3/2}(7/2,3/2)_5$ 1232.3	5000.	0.255E-01	0.106
	10000.	0.180E-01	0.211
	20000.	0.128E-01	0.423
	40000.	0.902E-02	0.845
	80000.	0.638E-02	1.69
Tb IV $4f^7(^8S^{\circ})6s^3S^{\circ} - 4f^7(^8S^{\circ}_{7/2})6p_{1/2}(7/2,1/2)_3$ 2331.8	5000.	0.161	0.122
	10000.	0.114	0.243
	20000.	0.807E-01	0.486
	40000.	0.570E-01	0.973
	80000.	0.403E-01	1.95
Tb IV $4f^7(^8S^{\circ})6s^3S^{\circ} - 4f^7(^8S^{\circ}_{7/2})6p_{1/2}(7/2,1/2)_4$ 2289.3	5000.	0.156	0.122
	10000.	0.111	0.243
	20000.	0.782E-01	0.486
	40000.	0.553E-01	0.973
	80000.	0.391E-01	1.95
Tb IV $4f^7(^8S^{\circ})6s^3S^{\circ} - 4f^7(^8S^{\circ}_{7/2})6p_{3/2}(7/2,3/2)_5$ 2027.1	5000.	0.128	0.122
	10000.	0.904E-01	0.243
	20000.	0.639E-01	0.486
	40000.	0.452E-01	0.973
	80000.	0.319E-01	1.95
Tb IV $4f^7(^8S^{\circ})5d^7D^{\circ} - 4f^7(^8S^{\circ}_{7/2})6p_{3/2}(7/2,3/2)$ 1203.8	5000.	0.250E-01	0.107
	10000.	0.177E-01	0.214
	20000.	0.125E-01	0.429
	40000.	0.884E-02	0.858
	80000.	0.625E-02	1.72
Tb IV $4f^7(^8S^{\circ})6s^7S^{\circ} - 4f^7(^8S^{\circ}_{7/2})6p_{3/2}(7/2,3/2)$ 2056.2	5000.	0.135	0.107
	10000.	0.953E-01	0.214
	20000.	0.674E-01	0.429
	40000.	0.477E-01	0.858
	80000.	0.337E-01	1.72

Sc II 6 mult MSE L. Č. Popović and M. S. Dimitrijević, AAS, 120, 373, 1996

Sc III 10 mult. SCP M. S. Dimitrijević and S. Sahal-Bréchet, AAS, 95, 121, 1992

Sc X 4 mult SCP Dimitrijević M.S., Sahal-Bréchet S., AAS, 131, 143, 1998

Sc XI 10 mult, SCP, Ibid

Y II 6 mult, MSE, L. Č. Popović and M. S. Dimitrijević, AAS, 120, 373, 1996

Y III 32 mult SCP Dimitrijević M. S. Sahal-

Eu II 7 mult. MSE Popović, L.Č., Dimitrijević,  
M. S., Ryabchikova, T., AA, 350, 719, 1999

Eu III 1 mult SMSE, Ibid

Nd II 284 lines SMSE L. Č. Popović, S.  
Simić, N. Milovanović, M. S. Dimitrijević,  
ApJS, 135, 109, 2001

Yb III 4 lines MSE M. S. Dimitrijević,  
Atoms 7, 10, 2019

Tb II 5 mult. SMSE, This conference

Tb III 88 mult SMSE This conference

THANK YOU FOR  
ATTENTION

